



FENCE SEGMENT / PANEL

TECHNICAL SPECIFICATIONS

frame construction	steel closed profile 40x40mm
filling	steel closed profile 20x20mm with spacing 8cm
posts	steel closed profile 60x60mm or 80x80mm

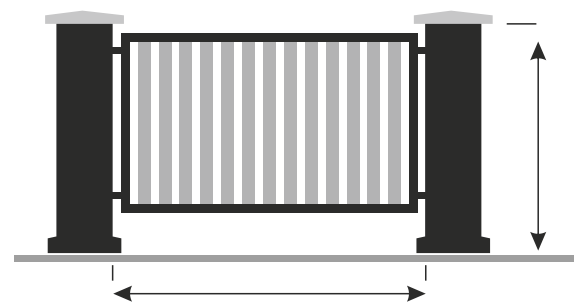

ANTICORROSION PROTECTION

hot dip galvanizing
DUPLEX system = hot dip galvanizing + powder coating RAL
standard colours: RAL 6005, RAL 7016, RAL 7030, RAL 8017, RAL 9005
all RAL colours available

STANDARD DIMENSIONS

panel width	2500mm
panel height	1200mm, 1500mm, 1700mm
post height	1800mm, 2200mm, 2400mm
any dimensions available, make to size	

above dimensions applied as per graphics **Rys. 1**



Rys. 1

WICKET GATE

TECHNICAL SPECIFICATIONS

frame construction	steel closed profile 60x40mm and 40x40mm
filling	steel closed profile 20x20mm with spacing 8cm
posts	steel closed profile 60x60mm, 80x80mm or 100x100mm

ANTICORROSION PROTECTION

hot dip galvanizing	
DUPLEX system = hot dip galvanizing + powder coating RAL	
standard colours: RAL 6005, RAL 7016, RAL 7030, RAL 8017, RAL 9005	
all RAL colours available	

STANDARD DIMENSIONS

wicket width	1100mm
wicket height	1200mm, 1500mm, 1700mm
post height	1800mm, 2200mm, 2400mm
any dimensions available, make to size	
above dimensions applied as per graphics Rys. 1	

DOUBLE-LEAF GATE

TECHNICAL SPECIFICATIONS

frame construction	steel closed profile 60x40mm and 40x40mm
filling	steel closed profile 20x20mm with spacing 8cm
posts	steel closed profile 80x80mm or 100x100mm

ANTICORROSION PROTECTION

hot dip galvanizing	
DUPLEX system = hot dip galvanizing + powder coating RAL	
standard colours: RAL 6005, RAL 7016, RAL 7030, RAL 8017, RAL 9005	
all RAL colours available	

STANDARD DIMENSIONS

gate width	3000mm, 3500mm, 4000mm, 4500mm, 5000mm
gate height	1200mm, 1500mm, 1700mm
post height	1800mm, 2200mm, 2400mm
any dimensions available, make to size	
above dimensions applied as per graphics Rys. 1	



STANDARD EQUIPMENT

adjustable hinges
lock
handle
closing cassette

ADDITIONAL OPTIONS

cassette with electromagnet
intercom / video intercom
access control system



STANDARD EQUIPMENT

adjustable hinges
lock
padlock handle


ADDITIONAL OPTIONS

lock with handle
gate actuators
access control system

SLIDING GATE

TECHNICAL SPECIFICATIONS

frame construction	steel closed profile 60x40mm and 40x40mm
filling	steel closed profile 20x20mm with spacing 8cm
carrying rail	steel semi-closed profile 80x80mm
posts	steel closed profile 80x80mm or 100x100mm



ANTICORROSION PROTECTION

hot dip galvanizing
DUPLEX system = hot dip galvanizing + powder coating RAL
standard colours: RAL 6005, RAL 7016, RAL 7030, RAL 8017, RAL 9005
all RAL colours available

STANDARD EQUIPMENT

posts 80x80mm
drive and guiding system
hook lock

STANDARD DIMENSIONS

gate width	3000mm, 3500mm, 4000mm, 4500mm, 5000mm
gate height	1200mm, 1500mm, 1700mm
post height	1800mm, 2200mm, 2400mm
any dimensions available, make to size	

ADDITIONAL OPTIONS

rail rack
automation drive
access control system

above dimensions applied as per graphics [Rys. 1](#)

COLOURS

Standard colours

RAL 6005	RAL 7016	RAL 7030	RAL 8017	RAL 9005
